

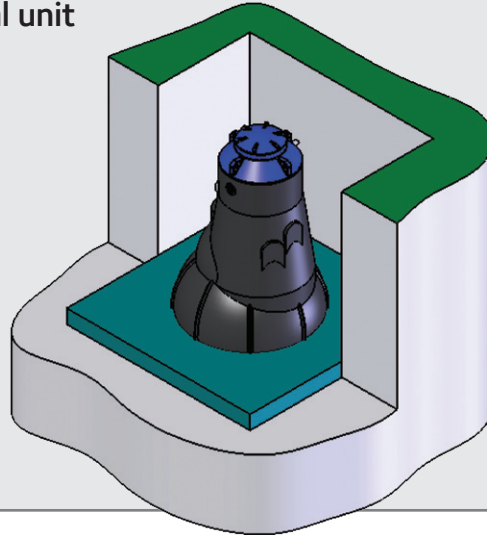
IN-GROUND

Fully automatic sewage and grey water disposal unit


1
YEAR
ON-SITE
WARRANTY

FEATURES

- Single pump or twin pump options
- For complete households or commercial applications where a 24 hour storage requirement is necessary
- Capable of pumping up to 28m in height
- Collecting tank storage capacity of 1100, 1550 or 3300 litres
- Anti-flotation design to prevent lifting in rain soaked ground situations
- Polyethylene tank construction
- Built in alarm system

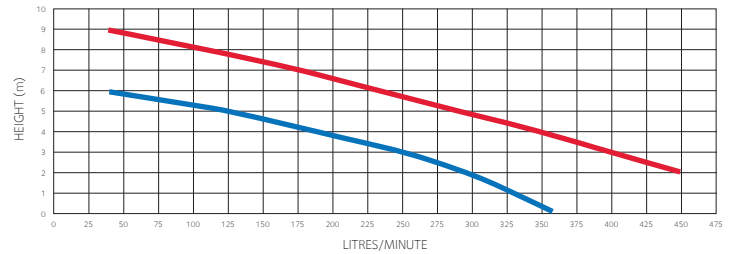


IN-GROUND 1000



W-750SK
MOTOR RATING:
0.75KW / 230V / 7AMPS
750SK
MAX HEAD: 8M
MAX FLOW: 450LPM

PUMP PERFORMANCE: — W-750 SK — W-750 SV

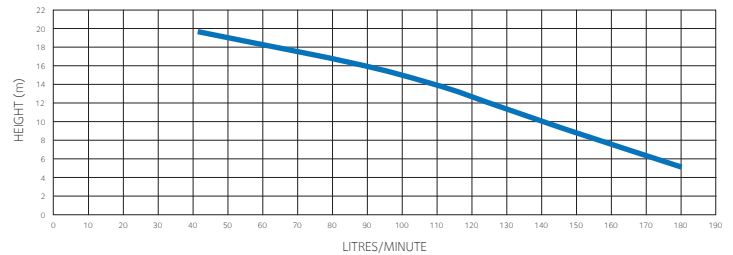


IN-GROUND 1500



W-1500SC
MOTOR RATING:
1.5KW / 230V / 13AMPS
1500SC
MAX HEAD: 18M
MAX FLOW: 180LPM

PUMP PERFORMANCE: — W-1500 SC

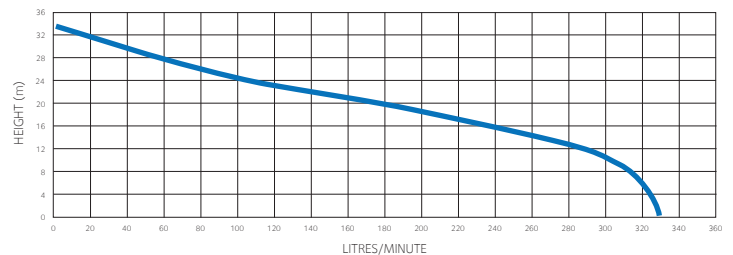


IN-GROUND 3000



GRP26 WA
MOTOR RATING:
1.8KW / 230V / 11.5AMPS
GRP26WA
MAX HEAD: 28M
MAX FLOW: 350LPM

PUMP PERFORMANCE: — GRP 26WA / GRP 26DA



W-750 SK



W-1500 SC



GRP 26WA / DA